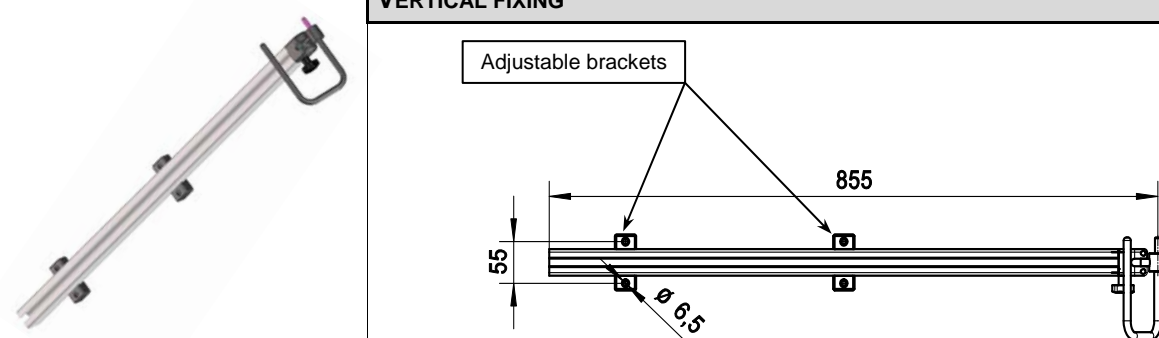


Code <b>ST10</b>	Project <b>A07-B</b>	Release <b>B</b>	<b>TECHNICAL DATASHEET</b>
---------------------	-------------------------	---------------------	----------------------------

**SUPPORTING ARMS FOR DIGITAL READOUTS**

**Mod. 1**

**VERTICAL FIXING**



Adjustable brackets

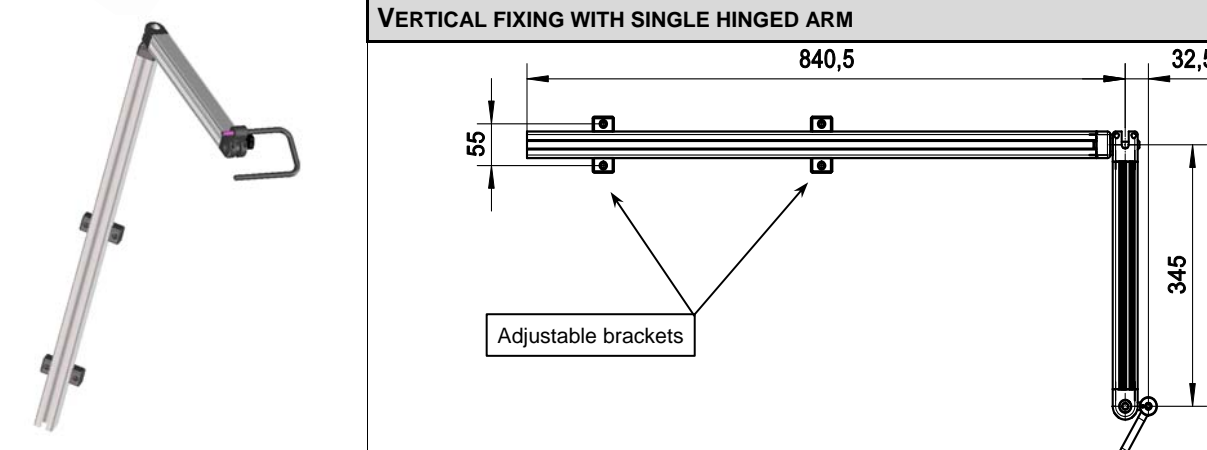
855

55

Ø 6,5

**Mod. 2**

**VERTICAL FIXING WITH SINGLE HINGED ARM**



Adjustable brackets

840,5

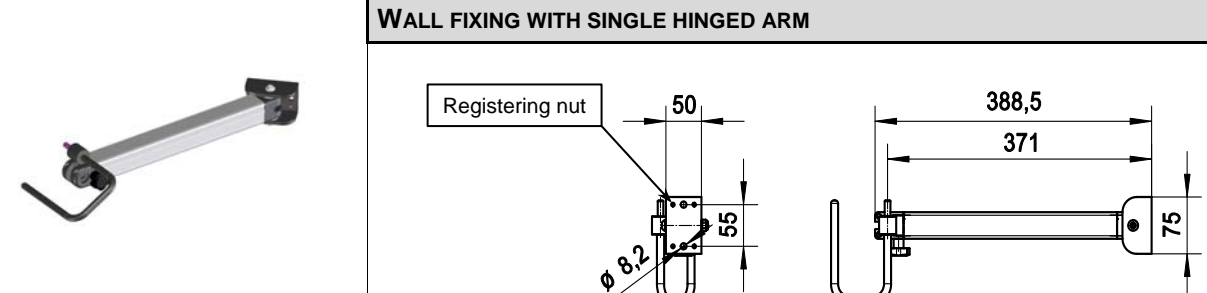
55

32,5

345

**Mod. 3**

**WALL FIXING WITH SINGLE HINGED ARM**



Registering nut

50

55

Ø 8,2

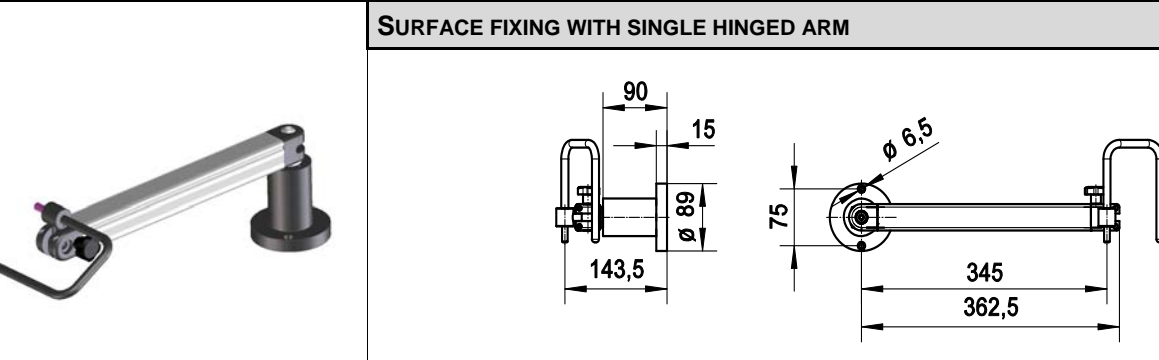
388,5

371

75

**Mod. 4**

**SURFACE FIXING WITH SINGLE HINGED ARM**



90

15

Ø 8,9

143,5


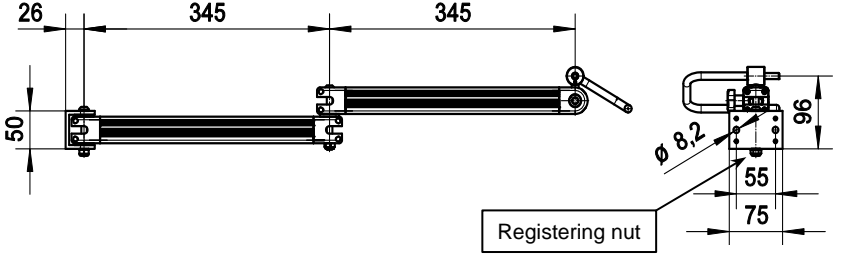
75


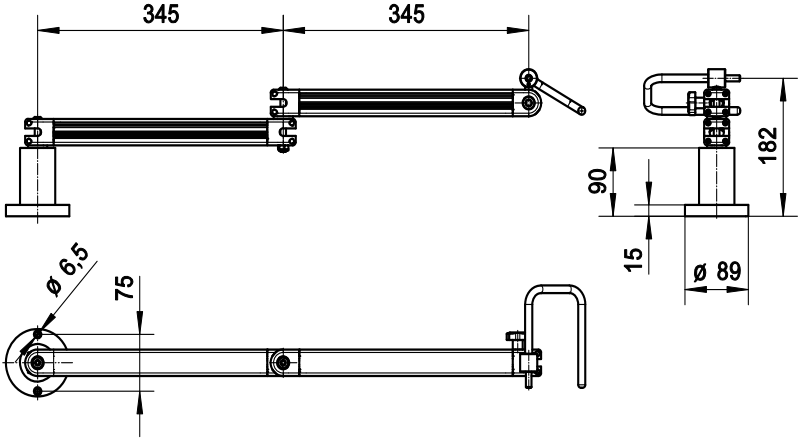
Ø 6,5


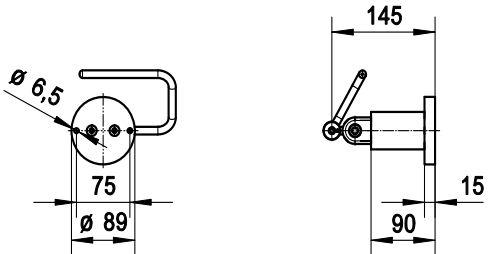
345


362,5

Code	Project	Release	<b>TECHNICAL DATASHEET</b>
<b>ST10</b>	<b>A07-B</b>	<b>B</b>	

<b>Mod. 5</b>		<b>WALL FIXING WITH DOUBLE HINGED ARM</b>
		

<b>Mod. 6</b>		<b>SURFACE FIXING WITH DOUBLE HINGED ARM</b>
		

<b>Mod. 7</b>		<b>SURFACE FIXING</b>
		

<b>Mod. Argo</b>		<b>VERTICAL FIXING ON ROUND BAR Ø25 mm</b>
		