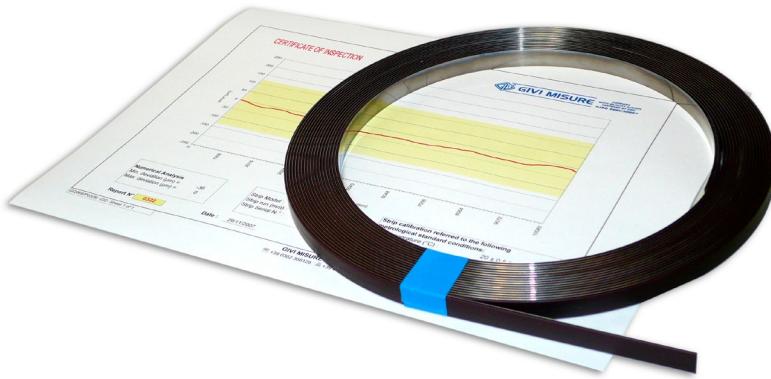


code **ST12** | project **A25** | release **C**



GENERAL FEATURES

- Incremental magnetic band composed of a plastoferrite tape with 2+2 mm pole pitch, supported by a stainless steel carrier on which a double-sided tape is pre-mounted, for an extremely quick sticking and an easy fixing.
- Magnetic bands MP 200Z (to be used with MTS MxxxZ sensor) and MP 200R (to be used with MME MxxxR sensor) can have reference indexes positioned upon request, from left or right, at pitch of 4 mm or multiples.
- The magnetic band can be supplied with a nonmagnetic stainless steel cover (CV 103), already equipped with a double-sided tape for a quick sticking, or an aluminum protection support (SP 202).

MP 200 - MP 200Z - MP 200R

Pole pitch	2+2 mm	
Accuracy grade	MP 200 - MP 200R ± 20 µm standard version * ± 8 µm special version *	MP 200Z ± 30 µm standard version * ± 15 µm special version *
Width	10 mm	
Thickness	1.3 mm without double-sided tape +0.1 mm with double-sided tape	
Maximum length	75 m	
Linear thermal expansion coeff.	10.6 x 10 ⁻⁶ °C ⁻¹ T ref. = 20 °C ± 0.1 °C	
Bending radius	130 mm _{MIN}	
Operating temperature	-20 °C ÷ 70 °C	
Storage temperature	-20 °C ÷ 80 °C	
Magnetic band weight	65 g/m	
Cover weight	25 g/m	

* The declared accuracy grade of ± X µm is referred to a measuring length of 1 m.

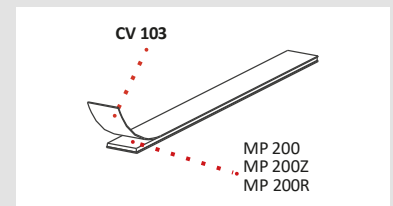
INSTALLATION AND HANDLING

- Protect the band from external magnetic fields. Contact with any permanent magnet can irreparably damage the magnetic band.
- Do not stress mechanically the magnetic band. The magnetic band has to be rolled always in the same way (plastoferrite towards the outside), with a minimum bending radius of 130 mm.
- Clean carefully the fixing surface from oil, grease or any kind of dirt, using trace-free solvents.
- Place the band maintaining it aligned with the reader head. Make sure the magnetic part is facing the sensor.
- Place the eventual protective cover on the magnetic band.
- The maximum adhesion will be achieved after 48 hours from sticking.

ACCESSORIES

CV 103

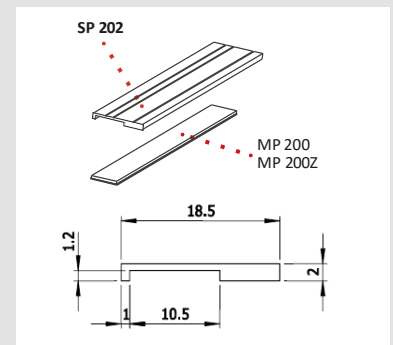
Stainless steel cover for protection



10 mm width - 0.3 mm thickness
To be placed on the magnetic band.

SP 202

Aluminum support



To be fixed on the machine to protect the magnetic band.

ATTENTION:

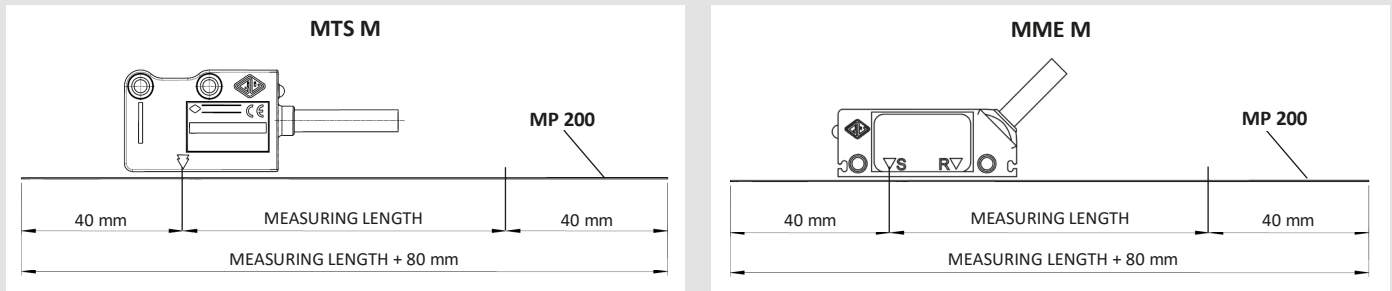
It is not possible to use the support SP 202 if the magnetic band is covered by CV 103.

It is not possible to use the support SP 202 with MP 200R magnetic band.

Without prior notice, the products may be subject to modifications that the Manufacturer reserves to introduce as deemed necessary for their improvement.

code **ST12** | project **A25** | release **C**

MAGNETIC BAND MP 200



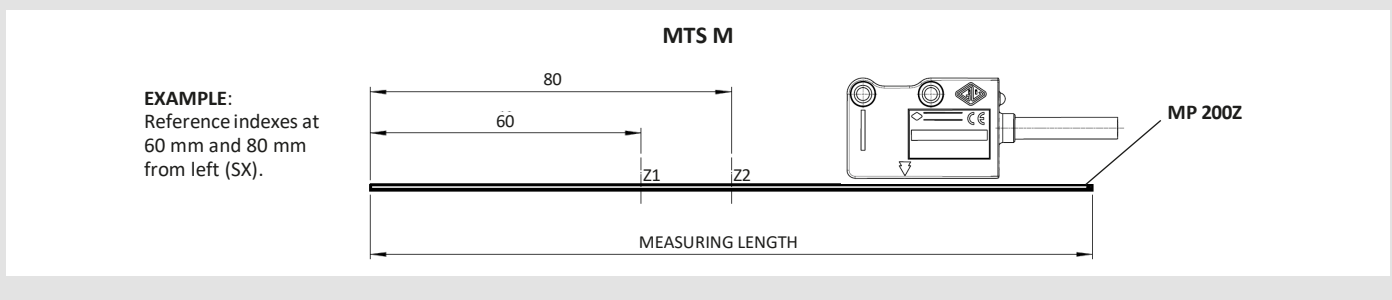
IMPORTANT: To guarantee the system accuracy, the magnetic band has to be 80 mm longer than the measuring length of the machine (40 mm for each side). During mounting, the magnetic band has to be adequately centered on the measuring length.

ORDERING CODE

Example MAGNETIC BAND **MP 200 01000 STANDARD ACCURACY**
Example COVER **CV 103 01000**

Model	Length in mm	Accuracy grade	Accessories	Length in mm
MP 200	01000 = 1 m 20000 = 20 m	Standard accuracy Special accuracy	CV 103 SP 202	01000 = 1 m 20000 = 20 m

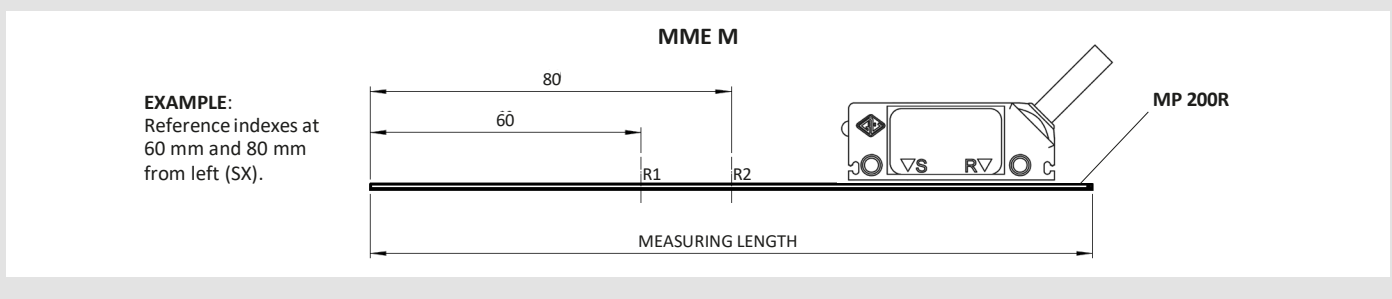
MAGNETIC BAND MP 200Z



Example MAGNETIC BAND **MP 200Z 01000 Zero 60 mm and 80 mm SX STANDARD ACCURACY**
Example COVER **CV 103 01000**

Model	Length in mm	Reference indexes	Accuracy grade	Accessories	Length in mm
MP 200Z	01000 = 1 m 20000 = 20 m	Zero XX mm - XX mm - ... SX	Standard accuracy Special accuracy	CV 103 SP 202	01000 = 1 m 20000 = 20 m

MAGNETIC BAND MP 200R



Example MAGNETIC BAND **MP 200R 01000 Zero 60 mm and 80 mm SX STANDARD ACCURACY**
Example COVER **CV 103 01000**

Model	Length in mm	Reference indexes	Accuracy grade	Accessories	Length in mm
MP 200R	01000 = 1 m 20000 = 20 m	Zero XX mm - XX mm - ... SX	Standard accuracy Special accuracy	CV 103	01000 = 1 m 20000 = 20 m